
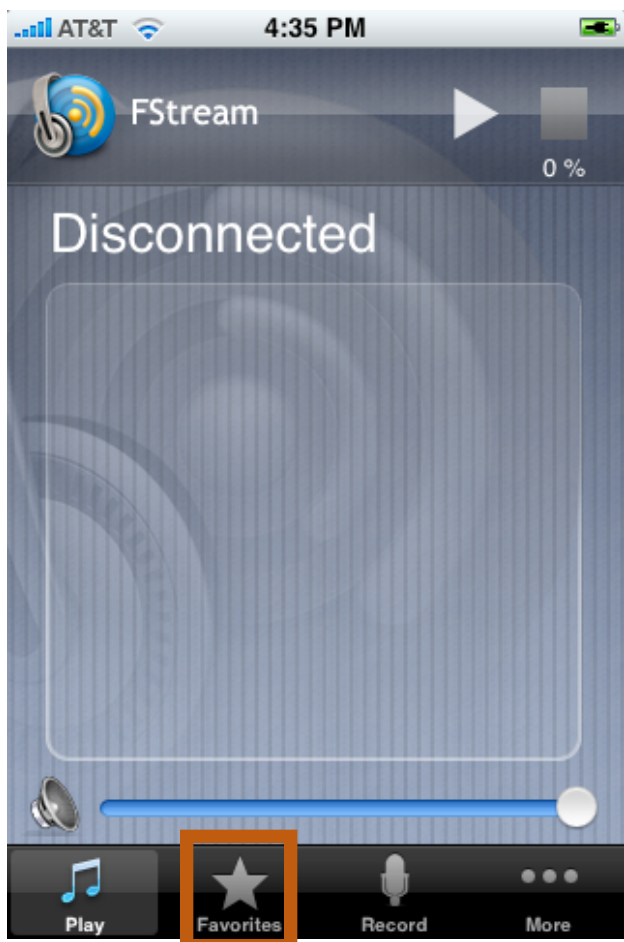


[Click here to download FStream from the iTunes Music Store](#)


1. Install FStream to your iPhone
2. Tap on FStream to launch the application



3. Tap on Favorites



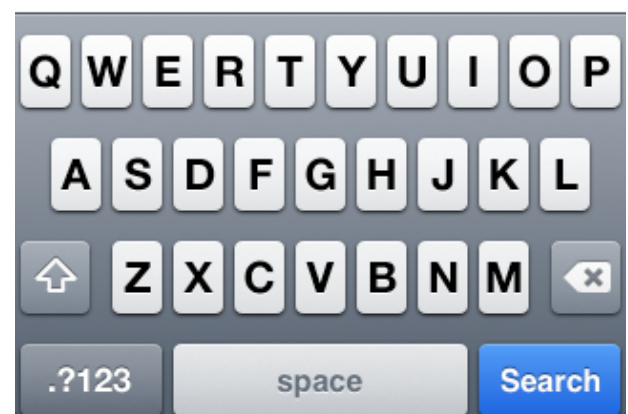
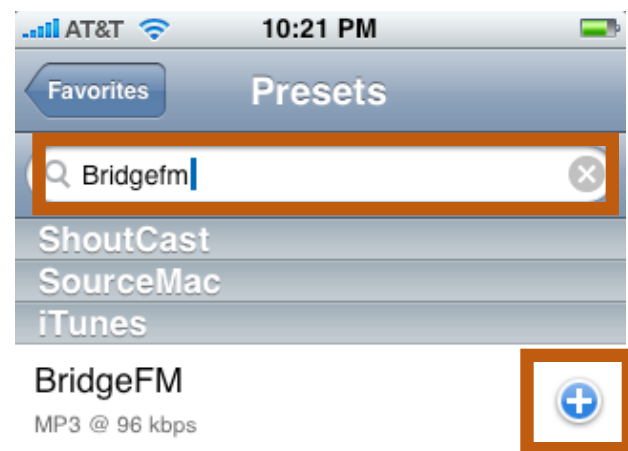
4. Tap on Favorites



5. Type Bridgefm in the search field

6. Tap on the plus button to add BridgeFM to your preset list.

7. Tap on Favorites to return to the preset screen.



8. Tap on Play at the bottom of the screen to return to the main screen.

9. Tap on the play button to play BridgeFM.

If more than one preset is configured for FStream you may need to tap on BridgeFM first to select it as the source to play and then tap on the Play button.

